

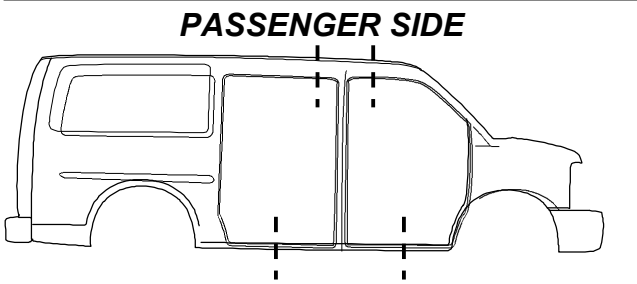
FULL SIZE—VAN CUT SHEET



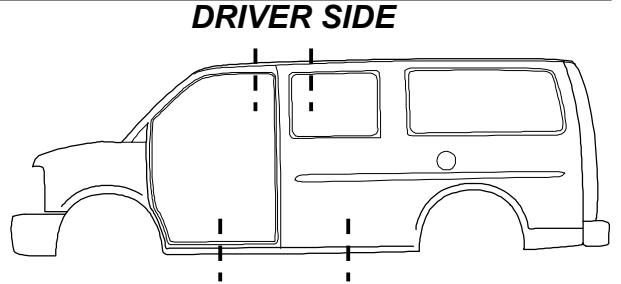
PLEASE COMPLETE THE INFORMATION BELOW AND MARK VEHICLE IMAGES AT DESIRED CUT POINTS. THANK YOU.

Date: _____ To: _____
 Fax #: _____ Year: _____
 Make: _____ Model: _____
 CAS W.O. # _____ P.O. #: _____
 VIN #: _____

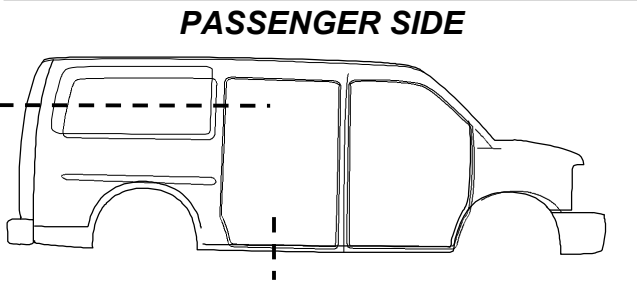
6867 Boyertown Pike, Douglassville, PA 19518
 (484) 925-1099 • Fax (484) 388-5090
 Toll Free-877-877-6699



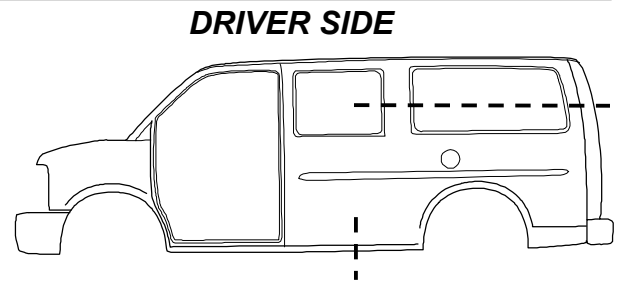
**CENTER
POST
CUT**



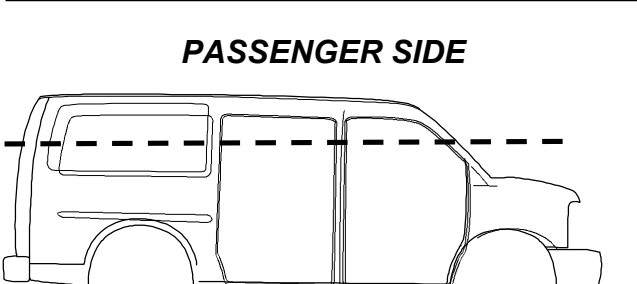
STANDARD POST CUT = 6 INCHES BOTH DIRECTIONS AT TOP POST, HALFWAY THROUGH EACH BOTTOM DOOR OPENING




**1/4
PANEL
CUT**



STANDARD 1/4 PANEL CUT = HALFWAY DOWN THE SAIL PANEL AND HALFWAY THROUGH EACH BOTTOM DOOR OPENING.

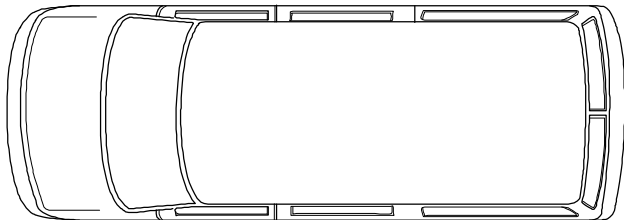


**ROOF
CUT**



STANDARD ROOF CUT = HALFWAY DOWN EACH POST

MARK THIS PICTURE FOR DEPTH OF CUT



*****PLEASE READ AND SIGN BELOW*****

CUT PANELS, INCLUDING STANDARD CUTS DESCRIBED ABOVE, ARE LABOR INTENSIVE (CUSTOM CUTS ARE AVAILABLE). BE ADVISED, SHOULD YOUR FIRM CHOOSE TO RETURN THIS PART AFTER SIGNING BELOW, THERE WILL BE A FEE OF \$155.00. THIS FEE WILL OFFSET THE COST OF CUTTING AND MANAGEMENT OF THE PART. PLEASE ADVISE INSURANCE COMPANY ACCORDINGLY.

SIGN BELOW TO APPROVE THE PROCESSING OF THE CUT.

SIGNATURE OF CLIENT _____

NOTES: _____

INDICATE THE DEPTH OF THE CUT INTO THE
 FLOOR _____ INCHES